




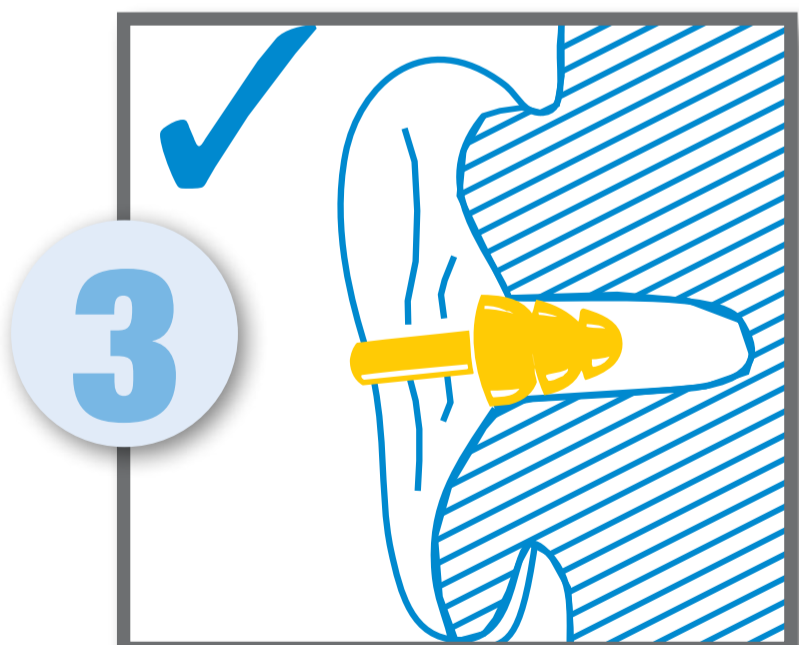
# Pre Moulded Reusable Ear Plugs



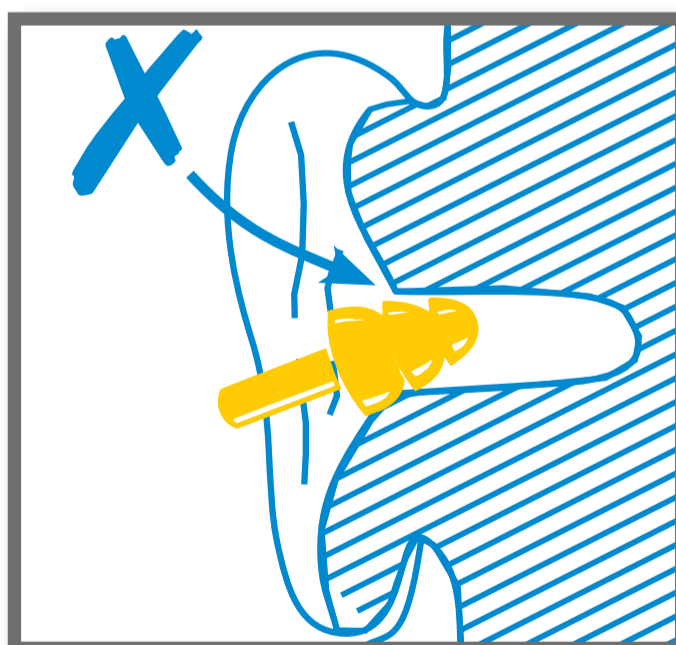
Grasp the stem of the plug behind the largest flange and pull the outer ear outwards and upwards.



Insert it into the ear canal with a gentle twisting and turning motion until a good seal is obtained.



Correct fit can be checked by alternately cupping your hand over your ear and then removing your hand. If the plug is sitting properly, you should not be able to notice any significant difference.



If the plug is not fitted or used correctly, its attenuation ability is reduced.

Occupational Health & Environmental Safety Group  
3M United Kingdom plc  
3M Centre  
Cain Road, Bracknell  
Berkshire RG12 8HT  
Tel: 0870 60 800 60  
www.3M.co.uk/ohes

Occupational Health & Environmental Safety Group  
3M Ireland Ltd  
The Iveagh Building,  
The Park,  
Carrickmines,  
Dublin 18  
Tel: 1800 320 500

Please recycle. Printed in the United Kingdom.  
© 3M 2009. All rights reserved.  
CHPREMOULDFP

